



Foxtton
Primary School

HEAD TEACHER'S REPORT

Spring 2017

This report is for the period 12th November to 17th March 2017

Introduction

- Christmas Events – Dinner, Infant Productions and Carol Service were enjoyed by all.
- There have been two Teacher Training Days on Monday 3rd January and Monday 20th February.
- Parents' Evenings took place on 1st and 2nd February.
- Year 6 Pupil/Parent/Teacher interviews commenced 26th January.
- Early Bird sessions for SATs with K Frow & P Clark have commenced.
- The Spring Census was submitted on 25th January with no queries.
- O Burton has successfully completed 65% of his NVQ3 with 4 units remaining.
- The School was broken into twice during the week commencing 27th February, nothing was taken.
- S Jones joined the staff on 1st December sharing the role of After School Care role with A Oakley.
- Breakfast Club average attendance has again decreased slightly this term from 16 to 15 pupils per term to date. For comparison purposes the average for Spring Term 2016 was 20 pupils.
- The After School Club average has slightly increased from an average of 5 to 6 pupils per session to date this term.
- The number of children attending the Pre-School averages of 8 pupils per day so far this term.
- Student teacher R Rotherham began working in Class 3 on Wednesday 11th January mentored by K Frow.
- The Head Teacher mid-year performance took place on Tuesday 17th January.
- The classes continue to be well supported by LSA and TA staff.
- Performance Management mid-year review for all teaching staff has been completed.
- All staff continue to receive a good level of in-service training.
- The Chair of Governors continues to meet weekly with the Head Teacher.

School Data

Attendance

Attendance for the Autumn Term 2016 was 94.8%. This is 0.1% up on the previous Autumn Term and 0.5% up on Summer Term 2016. If traveller absences are excluded, the percentage increases by 2.4% to 97.2%.

Register Codes

	Autumn 2016	Autumn 2015	
C	152	63	Other authorised circumstances
I	346	447	Illness
L	241	46	Late (before registers close)
M	38	12	Medical/Dental
N	48	-	No reason provided for absence
O	134	153	Unauthorised absence
U	47	-	Late (after registers close)
V	95	56	Educational visit or trip

Breakdown by Class

Group	% Attend	% Authorised Absences	% Unauthorised Absences
REC	96.1	3.5	0.4
CL1	92.9	5.3	1.8
CL2	95.8	3.4	0.8
CL3	95.7	3.5	0.8

Published Absence Data – 2014 to 2015

Absence data covers pupils aged 5 to 15 on 31 August 2014, and is for the full 2014 to 2015 academic year including the second half of the summer term. DfE plan to publish absence data for the 2015 - 2016 academic year in March 2017.

	School	National
Overall absence ▼ more info	3.9%	4.0%
Percentage of possible mornings or afternoons recorded as an absence from school for whatever reason, whether authorised or unauthorised, across the full academic year.		
Persistent absence ▼ more info	3.6%	2.1%
The percentage of pupils missing 15% or more of the mornings or afternoons they could attend. For most pupils this means missing 56 or more mornings or afternoons in a year.		

Data 2017



Pupil population in 2015 to 2016

The figures below are for the 2015 to 2016 academic year, which is the latest year for which performance results have been published.

	School	National
Total number of pupils on roll (all ages)	85	4679382
Girls on roll	36.5%	48.8%
Boys on roll	63.5%	51.2%
Pupils with a statement of special educational needs (SEN) or education, health and care (EHC) plan	0%	2.6%
Pupils whose first language is not English	0%	20%
Pupils eligible for free school meals at any time during the past 6 years	10.6%	25.4%

Primary (Key Stage 2) performance in 2016

These figures tell you about performance of pupils at this school at Key Stage 2 (school Years 3 to 6), which are the last four years of the primary phase of education. These figures were published in December 2016 and relate to pupils who completed Key Stage 2 in the summer of 2016.

Progress in Reading, Writing and Maths

These scores show how much progress pupils at this school made in Reading, Writing and Maths between the end of Key Stage 1 and the end of Key Stage 2, compared to pupils across England who got similar results at the end of Key Stage 1.

The scores are calculated by comparing the Key Stage 2 test and assessment results of pupils at this school with the results of pupils in schools across England who started with similar assessment results at the end of the previous key stage – Key Stage 1.

A score above zero means pupils made more progress, on average, than pupils across England who got similar results at the end of Key Stage 1.

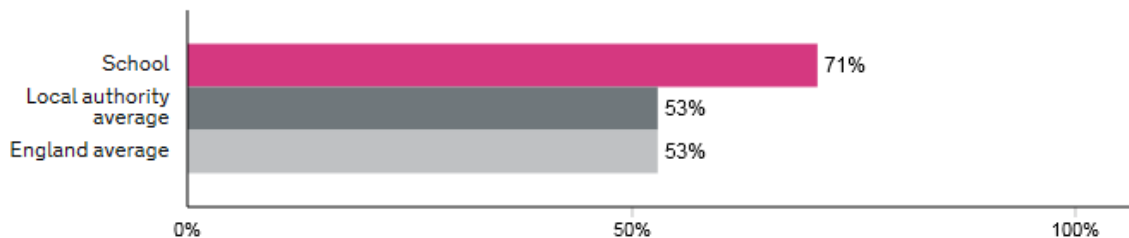
A score below zero means pupils made less progress, on average, than pupils across England who got similar results at the end of Key Stage 1.

A negative progress score does not mean pupils made no progress, or the school has failed, rather it means pupils in the school made less progress than other pupils across England with similar results at the end of Key Stage 1.

	Reading	Writing	Maths
School progress score	+0.5	-3.00	+2
Confidence interval	-2.80 to +3.8	-6.30 to +0.3	-0.80 to +4.8
Well above national average (about 10% of schools in England)			
Above national average (about 10% of schools in England)			
Average (about 60% of schools in England)	●	●	●
Below national average (about 10% of schools in England)			
Well below national average (about 10% of schools in England)			
Leicestershire average (local authority)	-1	-0.7	-1
National average	0	0	0

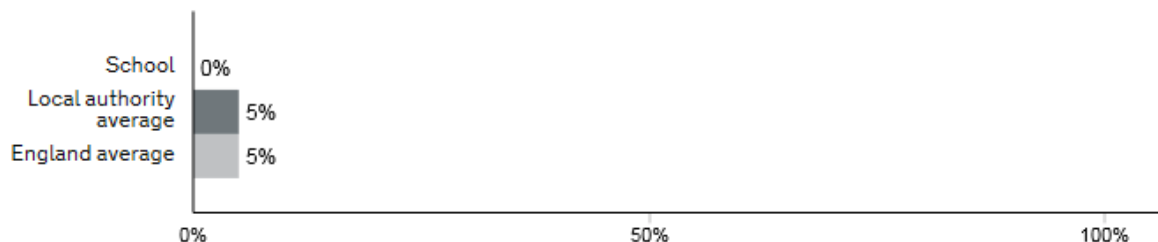
Percentage of pupils meeting the expected standard in Reading, Writing and Maths

Pupils are 'meeting the expected standard' if they achieve a 'scaled score' of 100 or more in their Reading and Maths tests, and their teacher assesses them as 'working at the expected standard' or better in Writing.



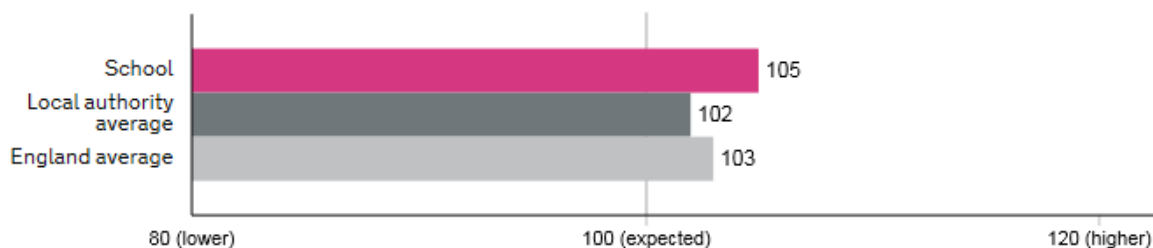
Percentage of pupils achieving at a higher standard in Reading, Writing and Maths

Pupils are 'achieving at a higher standard' if they achieve a 'scaled score' of 110 or more in their Reading and Maths tests, and their teacher assesses them as 'working at a greater depth within the expected standard' in Writing. This standard was set for the first time in 2016 by the Department for Education.



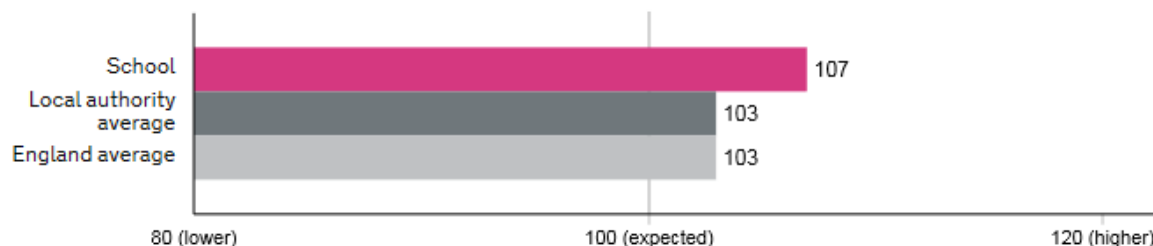
Average score in Reading

This score shows how well pupils performed in the Key Stage 2 Reading Test. This score is known as the reading 'scaled score'. The score is an average for pupils in the school. The expected standard is a score of 100 or more. The higher standard is 110 or more.



Average score in Maths

This score shows how well pupils performed in the Key Stage 2 Maths Test. This score is known as the maths 'scaled score'. The score is an average for pupils in the school. The expected standard is a score of 100 or more. The higher standard is 110 or more.



Performance by 'prior attainment'

'Prior attainment' is the attainment level of a pupil at the end of the previous Key Stage - Key Stage 1. This data indicates how well a school helps all of its pupils to meet their potential. Middle Attainers are pupils who achieved Level 2 at the end of Key Stage 1. High Attainers achieved higher than Level 2 at the end of Key Stage 1, while Low Attainers had not achieved Level 2 at the end of Key Stage 1.

	All pupils	Low attainers	Middle attainers	High attainers
Pupils eligible for key stage 2 assessment	14	0	8	6
Progress in reading ▶ more info	0.5 Average (-2.8 to 3.8)	NA	0.5 Average (-3.8 to 4.8)	0.5 Average (-4.5 to 5.5)
Progress in writing ▶ more info	-3 Average (-6.3 to 0.3)	NA	-3.5 Average (-7.9 to 0.9)	-2.2 Average (-7.2 to 2.8)
Progress in maths ▶ more info	2 Average (-0.8 to 4.8)	NA	2.6 Average (-1.1 to 6.3)	1.3 Average (-3 to 5.6)

Performance of Girls and Boys

	All pupils	Girls	Boys
Progress in reading ▶ more info	0.5 Average (-2.8 to 3.8)	SUPP	0.4 Average (-3.7 to 4.5)
Progress in writing ▶ more info	-3 Average (-6.3 to 0.3)	SUPP	-2.7 Average (-6.8 to 1.4)
Progress in maths ▶ more info	2 Average (-0.8 to 4.8)	SUPP	3.2 Average (-0.3 to 6.7)
Percentage of pupils meeting the expected standard in reading, writing and maths	71%	SUPP	78%
Percentage of pupils achieving at a higher standard in reading, writing and maths	0%	SUPP	0%

•SUPP = Suppressed: Where there are 5 or fewer pupils or students covered by the measure at the school.

School Level Data

Progress Breakdown Report – Autumn Term

Foundation Stage (17 pupils)

	Communication and language No. (%)	Physical development No. (%)	Personal, social and emotional development No. (%)	Literacy No. (%)	Mathematics No. (%)	Understanding the world No. (%)	Art and design No. (%)
Progressed by 6 steps or more	0 (0%)	0 (0%)	1 (6%)	4 (24%)	2 (12%)	5 (29%)	0 (0%)
Progressed by 5 steps or more	1 (6%)	10 (59%)	9 (53%)	9 (53%)	10 (59%)	12 (71%)	6 (35%)
Progressed by 4 steps or more	9 (53%)	16 (94%)	14 (82%)	13 (76%)	13 (76%)	14 (82%)	13 (76%)
Progressed by 3 steps or more	15 (88%)	16 (94%)	17 (100%)	14 (82%)	15 (88%)	16 (94%)	16 (94%)
Progressed by 2 steps or more	17 (100%)	17 (100%)	17 (100%)	17 (100%)	17 (100%)	17 (100%)	17 (100%)
Progressed by 1 step or more	17 (100%)	17 (100%)	17 (100%)	17 (100%)	17 (100%)	17 (100%)	17 (100%)
No steps progress or more	17 (100%)	17 (100%)	17 (100%)	17 (100%)	17 (100%)	17 (100%)	17 (100%)
Regressed	0 (0%)	0 (0%)	0 (0%)	0 (0%)	0 (0%)	0 (0%)	0 (0%)

Year 1 (10 pupils)	Reading	Writing	Mathematics	Average
Progressed by 6 steps or more	0 (0%)	0 (0%)	0 (0%)	0.0 (0%)
Progressed by 5 steps or more	0 (0%)	0 (0%)	0 (0%)	0.0 (0%)
Progressed by 4 steps or more	0 (0%)	0 (0%)	0 (0%)	0.0 (0%)
Progressed by 3 steps or more	0 (0%)	0 (0%)	0 (0%)	0.0 (0%)
Progressed by 2 steps or more	0 (0%)	3 (30.0%)	3 (30.0%)	2.0 (20.0%)
Progressed by 1 step or more	9 (90.0%)	10 (100%)	10 (100%)	9.7 (96.7%)
No steps progress	1 (10.0%)	0 (0%)	0 (0%)	0.3 (3.3%)
Regressed	0 (0%)	0 (0%)	0 (0%)	0.0 (0%)

Year 2 (15 pupils)	Reading	Writing	Mathematics	Average
Progressed by 6 steps or more	0 (0%)	0 (0%)	0 (0%)	0.0 (0%)
Progressed by 5 steps or more	0 (0%)	0 (0%)	0 (0%)	0.0 (0%)
Progressed by 4 steps or more	0 (0%)	0 (0%)	0 (0%)	0.0 (0%)
Progressed by 3 steps or more	4 (26.7%)	0 (0%)	1 (6.7%)	1.7 (11.1%)
Progressed by 2 steps or more	12 (80.0%)	10 (66.7%)	11 (73.3%)	11.0 (73.3%)
Progressed by 1 step or more	14 (93.3%)	14 (93.3%)	15 (100%)	14.3 (95.6%)
No steps progress	1 (6.7%)	1 (6.7%)	0 (0%)	0.7 (4.4%)
Regressed	0 (0%)	0 (0%)	0 (0%)	0.0 (0%)

Year 3 (15 pupils)	Reading	Writing	Mathematics	Average
Progressed by 6 steps or more	0 (0%)	0 (0%)	0 (0%)	0.0 (0%)
Progressed by 5 steps or more	0 (0%)	0 (0%)	0 (0%)	0.0 (0%)
Progressed by 4 steps or more	0 (0%)	1 (6.7%)	0 (0%)	0.3 (2.2%)
Progressed by 3 steps or more	0 (0%)	1 (6.7%)	0 (0%)	0.3 (2.2%)
Progressed by 2 steps or more	10 (66.7%)	8 (53.3%)	8 (53.3%)	8.7 (57.8%)
Progressed by 1 step or more	14 (93.3%)	14 (93.3%)	14 (93.3%)	14.0 (93.3%)
No steps progress	1 (6.7%)	1 (6.7%)	1 (6.7%)	1.0 (6.7%)
Regressed	0 (0%)	0 (0%)	0 (0%)	0.0 (0%)

Year 4 (10 pupils)	Reading	Writing	Mathematics	Average
Progressed by 6 steps or more	0 (0%)	0 (0%)	0 (0%)	0.0 (0%)
Progressed by 5 steps or more	0 (0%)	0 (0%)	0 (0%)	0.0 (0%)
Progressed by 4 steps or more	0 (0%)	0 (0%)	0 (0%)	0.0 (0%)
Progressed by 3 steps or more	0 (0%)	1 (10.0%)	0 (0%)	0.3 (3.3%)
Progressed by 2 steps or more	7 (70.0%)	7 (70.0%)	9 (90.0%)	7.7 (76.7%)
Progressed by 1 step or more	9 (90.0%)	9 (90.0%)	10 (100%)	9.3 (93.3%)
No steps progress	1 (10.0%)	1 (10.0%)	0 (0%)	0.7 (6.7%)
Regressed	0 (0%)	0 (0%)	0 (0%)	0.0 (0%)

Year 5 (15 pupils)	Reading	Writing	Mathematics	Average
Progressed by 6 steps or more	0 (0%)	0 (0%)	0 (0%)	0.0 (0%)
Progressed by 5 steps or more	0 (0%)	0 (0%)	0 (0%)	0.0 (0%)
Progressed by 4 steps or more	0 (0%)	0 (0%)	0 (0%)	0.0 (0%)
Progressed by 3 steps or more	3 (20.0%)	1 (6.7%)	2 (13.3%)	2.0 (13.3%)
Progressed by 2 steps or more	13 (86.7%)	13 (86.7%)	15 (100%)	13.7 (91.1%)
Progressed by 1 step or more	15 (100%)	15 (100%)	15 (100%)	15.0 (100%)
No steps progress	0 (0%)	0 (0%)	0 (0%)	0.0 (0%)
Regressed	0 (0%)	0 (0%)	0 (0%)	0.0 (0%)

Year 6 (8 pupils)	Reading	Writing	Mathematics	Average
Progressed by 6 steps or more	0 (0%)	0 (0%)	0 (0%)	0.0 (0%)
Progressed by 5 steps or more	0 (0%)	0 (0%)	0 (0%)	0.0 (0%)
Progressed by 4 steps or more	0 (0%)	0 (0%)	0 (0%)	0.0 (0%)
Progressed by 3 steps or more	2 (25.0%)	2 (25.0%)	1 (12.5%)	1.7 (20.8%)
Progressed by 2 steps or more	8 (100%)	8 (100%)	8 (100%)	8.0 (100%)
Progressed by 1 step or more	8 (100%)	8 (100%)	8 (100%)	8.0 (100%)
No steps progress	0 (0%)	0 (0%)	0 (0%)	0.0 (0%)
Regressed	0 (0%)	0 (0%)	0 (0%)	0.0 (0%)

Reading								
	Baseline % Low	2017 % Low	Baseline % Middle	2017 % Middle	Baseline % High	2017 % High	% baseline at end of year expectations	% to reach end of year expectations
Fox Cubs	41%	24%	59%	47%	0%	29%	59%	76%
Year 1	11%	0%	67%	56%	22%	44%	89%	100%
Year 2	25%	25%	58%	42%	17%	33%	75%	75%
Year 3	21%	21%	57%	57%	21%	21%	78%	78%
Year4	10%	10%	50%	40%	40%	50%	90%	90%
Year 5	20%	20%	53%	40%	27%	40%	80%	80%
Year 6	0%	0%	75%	63%	25%	38%	100%	100%

Writing								
	Baseline % Low	2017 % Low	Baseline % Middle	2017 % Middle	Baseline % High	2017 % High	% baseline at end of year expectations	% to reach end of year expectations
Fox Cubs	35%	29%	65%	47%	0%	24%	65%	71%
Year 1	0%	0%	67%	44%	33%	56%	100%	100%
Year 2	25%	25%	67%	58%	8%	17%	75%	75%
Year 3	57%	50%	43%	50%	0%	0%	43%	50%
Year4	10%	10%	60%	60%	30%	30%	90%	90%
Year 5	13%	27%	73%	53%	13%	20%	86%	73%
Year 6	13%	13%	63%	50%	25%	38%	88%	88%

Mathematics								
	Baseline % Low	2017 % Low	Baseline % Middle	2017 % Middle	Baseline % High	2017 % High	% baseline at end of year expectations	% to reach end of year expectations
Fox Cubs	41%	18%	59%	59%	0%	24%	59%	82%
Year 1	11%	0%	56%	67%	33%	33%	89%	100%
Year 2	42%	25%	50%	50%	8%	25%	58%	75%
Year 3	36%	36%	50%	50%	14%	14%	64%	64%
Year4	10%	10%	70%	70%	20%	20%	90%	90%
Year 5	7%	13%	47%	40%	47%	47%	93%	87%
Year 6	0%	0%	88%	63%	13%	38%	100%	100%

Premises

- The re-roofing of the school is now complete and LCC have since inspected the work and signed off the project. The roof is guaranteed for 15 years as long as it isn't worked by anyone but the original contractors.
- Weekly fire alarm tests continue with no problems or issues.
- The routine quarterly service for the fire alarm and emergency lighting was undertaken by CDS on Monday 5th December and on Thursday 2nd March with no problems or issues.
- The termly fire alarm school evacuation testing took place on Wednesday 15th March. The pupils behaved impeccably.
- On Friday 27th January the Fire Extinguishers were serviced by CHUBB with no problems or issues being highlighted.
- The boiler's chimney was cleaned on Thursday 9th February. The boiler was then serviced on Tuesday 7th March with no problems or issues being reported.
- Between 6pm on Monday 27th February and 7am on Tuesday 28th February an attempt was made to break into the school office. Damage was caused to the office window pane and a broken window panel on the main door. They gained entry and then damaged the internal office door. The door panel was replaced on Friday 3rd March. A subsequent break in was at 1:00am on Saturday 4th March resulting in the alarm being activated. Office desk drawers were opened and nothing was taken. No access was made to the office store room. Both windows panes have now been replaced and a replacement door lock for the office door has been fitted. Scenes of Crime officers tested for finger prints but none were found. The cost of installing a CCTV system is being investigated.
- The broken extractor fan in the staff toilet was replaced on Tuesday 10th January.
- P Clark met with N Riozzi from Property services on Thursday 12th January and on Wednesday 1st March to discuss the relocation of the Head Teacher's Office.
- On Thursday 24th November the spotlights in the Hall were serviced by Crowns.
- On Tuesday 24th January the blending valves were serviced by PJ Plumbing.
- The quarterly electric meter reading was taken on Wednesday 25th January.
- On Tuesday 21st February there wasn't any hot water in school kitchen and staffroom at the start of the day. Ashwells visited the school that day and sorted the problem. There was no impact on the school providing cooked meals.
- QAS inspected the windows on Friday 13th January as the LA are considering the replacement of the wooden framed windows and the single glazed aluminium windows in the next financial year.
- As part of the re-roofing all skylights have been replaced.
- D Martin received 'Legionella Awareness' training on Wednesday 1st March.
- The indoor and outdoor PE equipment was inspected. The parallel rope walk has been condemned and is now out of bounds to the children. D Martin will repair it over the Easter holidays.
- York's Pest Control continue to monitor mice activity in the school.
- The School Kitchen was inspected and achieved the top 5 star rating for hygiene.

New Starters and Leavers

There has been one Year 1 mid-term transfer since the last Head Teacher report from Kibworth Primary School to Foxton.

Numbers on Roll

The School opened for the Spring Term on Tuesday 4th January with 91 children on roll with an additional 18 registered in the Pre-School (attending between 1 and 5 sessions per week).

Spring Term structure of the school:

Class	Year	No	Total No
Fox Cubs			17
Rabbit	1	11	26
	2	15	
Otter	3	15	25
	4	10	
Badger	5	15	23
	6	8	

Safe Guarding

Child Protection

The Head Teacher remains the designated teacher for Child Protection with the Chair of Governors, Mark Neale. He supports the Head Teacher as the nominated Governor with responsibility for Child Protection. Mrs Frow is trained (refresher training completed on Monday 6th February) to cover if Mr Clark is not available. There are no children presently on the Child Protection Register. New staff, volunteers and children on work experience are informed about Safe Guarding as part of their induction from the Head Teacher. This is recorded on the school's central record, along with them being given latest literature from Leicestershire County Council.

On Wednesday 7th December P Clark met with M Neale to undertake a check of the Central Record and review Safe Guarding Policies and Procedures within the school. Since the review the Department of Education's EDU Database has been completed with Governors' details. In addition, all staff and governors now have DBS re-applied for after 4 years, regardless of continued service.

Mr Clark undertook Safer Recruitment Training on Thursday 2nd March as it had been 5 years since he was previously trained.

Bullying

There have been no reported incidences of since the last Head Teacher's report.

Racist Incidents

There have been no reported incidences since the last Head Teacher's report.

Personnel

Teaching Staff

There have been no changes since the last Head Teacher report although K Frow has commenced the annual SATs preparation classes, which increases her hours by 2.5 a week (claimed as overtime). Mrs Whitehead has resigned her post as MFL teacher as of 31st May 2017.

Spring Term Teaching Structure

Class	Year	Staff	
Fox Cubs	Foundation	A Bellamy S Hanger	Monday and Tuesday Wednesday, Thursday, Friday
Rabbits	Year 1 & 2	C Gorvin	Everyday
Otters	Year 3 & 4	L Foster P Fletcher P Clark	Monday, Tuesday & alternate Wednesday Alternate Wednesday, Thursday Friday
Badgers	Year 5 & 6	P Fletcher K Frow	Monday Tuesday, Wednesday, Thursday & Friday
SENCo	All	P Fletcher	Tuesday
Otters/Badgers	Years 3, 4, 5 & 6	Z Whitehead - MFL	Tuesday afternoon

Summary of Hours

Name	Contract	Time	Class	%
A Bellamy	Part Time – Permanent	2 Days	Fox Cubs	40
L Foster	Part Time – Permanent	2.5 Days	Otters	50
K Frow	Part Time – Permanent	4 Days	Badgers	80
C Gorvin	Full Time – Permanent	5 Days	Rabbits	100
S Hanger	Part Time – Permanent	4 Days	Fox Cubs / Intervention	80
P Fletcher	Part Time – Permanent	4 Days	Otters/Badgers SENCo	80
Z Whitehead	Part Time – Permanent	2.5hrs	Badger/Otter	N/A

Head Teacher

Name	Contract	%
Mr Clark	Permanent	100% (20% Teaching)

Planning, Preparation and Assessment Time

Class	Teachers	FTE	PPA	PPA Times	Allocation	Notes
Fox Cubs	Mrs Hanger	0.8	18hrs 10mins entitled to 1hr 50mins PPA.	Tuesdays (1pm – 2pm) Wednesdays (1.20pm – 2.20pm) SS	Allocated 2hrs.	Tuesday mornings and Wednesdays 2.20pm – 3.20pm. Pupil Premium funded work with Travellers.
	Mrs Bellamy	0.4	9hrs 10mins entitled to 1hr PPA.	Tuesdays (1pm – 2pm) SS	Allocated 1hr.	
Year 1 and 2	Miss Gorvin	1.0	23hrs entitled to 2hrs 20mins PPA.	Mondays (1.30 – 2.30pm) Igor. Tuesdays (2pm – 3.20pm) SH	Allocated 2hrs 20mins.	
Year 3 and 4	Mr Fletcher	0.6	Week 1 4hrs 50mins entitled to 30mins PPA. Week 2 9hrs 40mins entitled to 1hr 15mins PPA.	Tuesdays (1.20pm – 3.20pm) P.S. and ZW	Allocated 2hrs.	Week 1 SENCo 1 ½ days Week 2 SENCo ½ day
	Mrs Foster	0.5	Week 1 12hrs 35mins entitled to 1hr 15mins PPA. Week 2 7hrs 45mins entitled to 50mins PPA.	Tuesdays (1.20pm – 3.20pm) P.S. and ZW	Allocated 2hrs.	
	Mr Clark	0.2	4hrs 50mins entitled to 30mins PPA.			
Year 5 and 6	Mr Fletcher	0.2	4hrs entitled to 24mins PPA.	Mondays (2.30 – 3.20pm) Igor	Allocated 50 minutes	
	Mrs Frow	0.8	19hrs 20mins entitled to 2hrs PPA.	Tuesdays 1pm – 3pm (P.S. PE, ZW French)	Allocated 2hrs.	
MFL	Mrs Whitehead	0.12	2hrs entitled to 12 minutes PPA.	Paid PPA (30 minutes)		

Lesson Observations

Outstanding	Good	Needs Improvement	Unsatisfactory
3	7	1	0

Strengths

- Resources well prepared.
- Learning brought to life.
- Engagement of the children.
- Opportunities for children's choices.
- LSAs used well to support learning.
- Good use of the interactive whiteboard.
- Variety of activities.
- Differentiation led to appropriate challenge.
- Teacher questioning to develop thinking.
- Good pace between teacher input and independent work enabled a good quantity of work to be completed.
- TA intervention/support groups planned for and used very effectively and meant that all were able to achieve the learning outcome.
- Most children were able to work independently.
- Resources were well prepared and easily accessible by the children.
- Dynamic teaching.

Areas for Development

- Less time to be spent on the carpet.
- Quieter children to be brought into the discussion.
- Adapt generic plans using knowledge gained from assessment – quick 5 questions before a lesson.
- Direct the children towards to the challenging work.
- Eliminate undesirable behaviour in class. Give warnings with consequence and follow it through.
- Raise expectations of the quantity of work to be completed.
- Plan for LSAs so they know what they're doing throughout the lesson.
- 'More able' need the opportunity to work independently to show what they can do.

Support Staff

The have been a few minor changes since the last Head Teacher report with the number of non-teaching staff increasing from 15 to 16. S Jones job shares with A Oakley the post of After School Care Co-ordinator which is working well as they are able to cover the majority of any absences between themselves.

In-service Training & Meetings

Staff training continues to be provided in order to ensure that everyone is fully able to support the school curriculum strategies and improvement plan. The table does not include meetings with parents, or any internal meetings between staff i.e. planning, performance management, staff meetings or external visits to nurseries or parents.

Date	Title	Name
14/11/2016	Kings Money Collection	O Burton & K Raymakers
15/11/2016	Food for Life	P Clark & S Hanger
15/11/2016	Spelling Strategies	K Frow
22/11/2016	Analysing Data and Using Data	P Clark & P Fletcher
6/1/2017	Mentor Training	K Frow
10/01/2017	Assessment Briefings	C Gorvin
11/01/2017	Assessment Briefings	K Frow
13/01/2017	Developing Character	S Hanger
16/01/2017	NVQ3 – Exam	O Burton
16/01/2017	LPH Conference	P Clark
17/01/2017	Understanding and Supporting Memory	P Fletcher
17/01/2017	Understanding and Supporting Memory	K Frow
19/01/2017	Managing Online Safety	P Clark
20/01/2017	Analysing School Data	K Frow
06/01/2017	Mentor Training	K Frow
03/02/2017	Placement Review Meeting	P Clark
6/2/17	Designated Safeguarding Lead	K Frow
07/02/2017	NVQ3 – Exam	O Burton
08/02/2017	SENCO – reading and Moving On	K Frow
08/02/2017	Understanding Numbers	C Gorvin
20/02/17	From Dependence to Independence	All Staff
24/02/2017	Assessment and Progression	P Fletcher
28/02/2017	Symbols to Support Behaviour	P Fletcher
28/2/17	Building an Outstanding Reading School	K Frow
1/3/17	Legionella Awareness	D Martin
02/03/2017	Safer Recruitment Training	P Clark
08/03/2017	SENCO – Reading and Moving ON	K Frow
7/03/2017	SENCUNET	P Fletcher
14/3/17	Maths Subject Leaders	P Clark
14/03/17	SEN Training	P Fletcher
15/03/2017	PSHE Training	P Clark

South Leicestershire Collaborative Partnership



Working together with Great Glen, Fleckney, Church Langton, Billesdon and Hallaton Primary Schools
the following meetings have been attended:

Date	Title	Name
14/11/2016	Head Teachers Meeting	P Clark
15/11/2016	Science Meeting	P Fletcher
16/11/2016	Maths Meeting	P Clark
17/11/2016	ICT Meeting	P Clark
17/11/2016	Year 6 Moderation	K Frow
21/11/2016	Bursar/Secretaries Meeting	O Burton & K Raymakers
28/11/2016	Head Teachers – assessment analysis	P Clark
29/11/2016	Global Learning Partnership	S Hanger
1/12/2016	Learning walk at Billesdon	P Clark
8/12/2016	Data Review with Fleckney	P Clark
16/1/17	Head Teachers – termly planning	P Clark
25/1/17	All Year Groups Writing Moderation	P Clark, P Fletcher, S Hanger, K Frow, L Foster, C Gorvin
26/1/17	RE Meeting	S Hanger
09/02/2017	SLCP – English Meeting	K Frow
21/2/17	Heads and Chairs Meeting	P Clark & M Neale
22/02/2017	SLCP Music Meeting	K Frow
02/03/2017	SLCP – PSHE Meeting	S Hanger
2/3/17	PE Meeting	A Bellamy
6/3/17	Heads Meeting	P Clark
7/3/17	Bursar/Secretaries Meeting	O Burton & K Raymakers
07/03/2017	SLCP – Humanities Meeting	C Gorvin
14/03/2017	Maths Leaders	P Clark
9/3/2017	EYFS and Pre-Schools	S Hanger, A Bellamy & S Bratu

On Wednesday 16th November Foxton hosted a Governor Training Session for a number of governors from the school and other local schools.

Extra Curriculum

Clubs

Once again the school provides opportunities for the children to partake of various activities, some of which are provided free by the school and others which are through external providers.

Day	Activity	Time	No.	Organised by
Monday	Basketball	After School	14	I Mirkovic
Tuesday	Recorder	Lunchtime	8	N Ireland
	Multi-Sport	Lunchtime	20	S Patel
	Football	After School	14	P Clark
	Drama Active	After School	10	External Club
	Multi-Sport	After School	4	S Patel
Wednesday	Multi-Sport	After School	7	External Club
	Recorder	Lunchtime	12	N Ireland
Friday	F.D.S. Football	After School	14	External Club
	Recorders	Lunchtime	12	N Ireland

Basketball

Basketball club remains a popular activity for pupils with an average take up of 14 pupils. These sessions continue to be funded by the Sports Premium. On Monday 30th January a team represented Foxton at The Robert Smyth Academy.

Cross Country

The second race of the season took place on Thursday 9th February followed by the final race on Thursday 9th March. One pupil will go on to represent South Leicestershire at the County Finals.

Football

F.D.S. continues to provide a football club on Friday after school and P Clark coaches the school team on Tuesday after school. A match took place between Foxton and Lubenham on Tuesday 28th February. On Thursday 17th November a team from Foxton represented South Leicestershire in the Small Schools County Final. The team were unbeaten and won the competition therefore they will represent Leicestershire in the Small Schools Regional Final in March.

Gardening Club

The gardening club will recommence after Easter.

Go Active

This Drama Club has a regular take up and therefore it continues. It is anticipated that there will be an after school production for families and friends at Easter.

Multi Sports

Numbers are consistent and therefore the club continues to run on Wednesdays. Sports Premium has also been used to pay for a lunchtime club which is well attended. A number of staff and children took part in the Extreme Reading Photo Challenge.

Swimming Gala

A gala was held at Market Harborough Leisure Centre on Tuesday 7th March and 10 pupils took part. Out of the 7 schools taking part Foxton came second.

Uni Hoc

On Monday 13th March Year 5 and 6 children took part in a tournament organised by The Robert Smyth Academy.

Music

Music Lessons

J Farrell from Leicestershire Arts in Education continues to work with our Year 3 and 4 children every Friday for an hour teaching the Ukulele.

Recorders

Children in Years 3 – 6 all now have the opportunity to learn how to play the recorder, taught by N Ireland who now comes into school as a volunteer. The top recorder group plays in assemblies and at our Carol Service. The players were again asked to play at the annual Foxton Christmas Fair on Saturday 3rd December.

Additional School Services

After School Care

The school continues to offer after school care, with an average attendance of six children this term. Take up continues to be mixed with some days being fully booked (8 children). A few new parents have started to use the club as a one off booking, hopefully this trend will continue. The administration continues to be managed through the School Office and a new timetable of activities is sent out every ½ term.

Breakfast Club

Breakfast Club continues to be a popular service used by parents with an average number of 15 pupils attending this Spring Term. This slight reduction in numbers on the previous term was anticipated as some pupils who use the service are now participating in the Early Birds SATs preparation sessions run by K Frow twice a week. The cost for breakfast is £2.30 and supervision is £1.50. Two members of staff are employed to cover Breakfast Club which runs from 8:00am to 8:45am. Pre-School children can also use the Breakfast Club facilities.

Pre-School

Pre-School continues to provide places for 2 to 4 year olds in the mornings from 8:40am to 11:40am managed by S Bratu. The number of attenders per day varies from 7 to 12 which, on average, are 8 children per day. The cost per session is £10.50 and two members of staff are employed by the school to work in the Pre-School. Mrs Whitehead and Mrs Hanger have sessions with the Pre-School children each week. The School Office and the Pre-School continue to work together to identify any areas of administration that the School Office can provide in support of the Pre-School. S Hubbard now manages the invoicing process. The collation of data necessary for obtaining funding and maintaining records with LCC continues to be difficult and not user friendly and presents termly challenges and prevents an accurate forecast of projected funding.

Events, Trips and Visitors

Events

Children in Need

Our School Council held a non-uniform and crazy hair day raising £97 for the charity.

Infant Production

This year's Infant Production was 'Hoity Toity Angel'. The performances were well supported on: Tuesday 13th December at 2:00pm & Wednesday 14th December at 6:30pm.

Christmas Jumper Day

On Thursday 15th December the children were allowed to wear a Christmas jumper to school instead of their school jumper.

Carol Service

The annual Carol Service took place at St Andrew's Church, Foxton on the afternoon of Friday 16th December, led by the Rev. I Gemmell. Year 3 and 4 children also showed their ukulele skills by performing a couple of pieces. As is customary parents, family and friends were also invited to the event and the Friends of the Church provided refreshments afterwards.

Foxton Christmas Fair

The recorder group were once again asked to play at the Foxton Christmas Fair held at The Robert Monk Hall on Saturday 3rd December accompanied by N Ireland and P Clark.

Flu Immunisation

On Friday 9th December most children in Years 1 – 6 received the annual flu immunisation.

Flint Knapping

Class 2 have been studying the Stone Age and as part of that experience they were visited by Bob Wells on Wednesday 8th February who demonstrated flint knapping as part of a workshop organised by P Fletcher.

Maths Quiz

A Thurlby accompanied four Year 6 pupils to a Maths Quiz on Tuesday 22nd November held at The Leicester Grammar School.

School Dinners

Universal Free School Meals for infant children continued with the average number of servings per day at over 60. The take up for the Christmas dinner on Thursday 15th December was excellent to which Governors were also invited. J Chapman continues to promote healthy eating and encourage the children to eat school meals. She has also provides packed lunches for children on any trip days. In addition School Food Support now offers a catering service for any staff events.

World Book Day

On Thursday 2nd March the school participated in world book day. During the day, K Frow arranged for Governors, volunteers and staff to read a story to different groups throughout the school and set up a quiz display of favourite books for the children.

South Leicestershire Collaborative Partnership Events

Japanese Day

On Thursday 23rd February four pupils from Class 3 had the opportunity to visit the Japanese Embassy in London, which was organised by Fleckney Primary School. Z Whitehead accompanied the pupils on the trip.

Orienteering

On Tuesday 22nd November Mrs Oakden accompanied 6 children who took part in a KS1 orienteering exercise organised by Billesdon Primary school.

School Council

On Thursday January 26th the School Council visited Fleckney Primary School.

R.E.

S Hanger organised an Holi learning day for the whole school on Friday 10th March. Events included a powder throwing, a themed lunch by J Chapman, Bollywood dancing and diva designing. Pupils from Fleckney, Church Langton, Billesdon and Hallaton also attended the event.

Art Enrichment

On Thursday 19th January two children attended St Cuthbert's in Great Glen to design a logo for the SLCP and had the opportunity to produce some pottery.

Writing Enrichment

On Wednesday 15th March four children attended St Cuthbert's in Great Glen for writing workshops with performance poet Terry Caffrey.

Spelling Bee

Well done to the children for taking part in the Spelling Bee and those who went on to represent the school in the South Leicestershire Collaborative Partnership's competition. The children enjoyed the chance to meet pupils from other schools and take on the challenge of competing.

Trips

Farm

On Wednesday 23rd November Year 1 and 2 spent the day at Mini Meadows Farm in Northamptonshire led by C Gorvin and 3 adult helpers. This was the school's first visit to farm the feedback on the day was favourable, therefore, we will likely use this venue again for future trips.

Leicester

As part of their continuing exploration of topic 'India', Year 3 and 4 went on a school trip to Leicester on Monday 5th December led by L Foster and 4 other adults. The excursion included a visit to the Mandir Temple, a meal at Bobbies Restaurant and time spent in various shops specialising in Indian merchandise. An excellent time was had by everyone.

Visitors

Apprenticeship

Phil Norris from South Leicestershire College continues to visit the school to discuss O Burton's N.V.Q.3.

Art Therapy

With effect from 9th November Jeni O'May, an Art Therapist from Outreach Teaching Services, began her weekly visits to the school, working with an individual pupil.

Counselling

With effect from 9th November Angela Russell, a counsellor from Outreach Teaching Services commenced her weekly visits to the school, working with an individual pupil. On 11th January an additional child now receives counselling.

NPQH Placement

Jo Scott, deputy Head of St Cuthbert's, Great Glen began working with staff on Wednesday 11th January and has continued to visit the school throughout the Spring Term.

External Suppliers

P Clark met with Protocol who have since been used to provide teacher supply cover. O Burton met with Lyreco to compare and contrast ESPO costs and services. He has arranged for an electronic purchase order system to be set up for use by the office when ordering supplies.

St George's Day

On Tuesday 7th March Elizabeth Cockbill met with P Clark to discuss the schools involvement in the production of a bunting and flags for St. Andrew's Church.

Governors

- M Neale, Chair of Governors meets on a weekly basis with the Head Teacher.
- M Fox met with K Frow to discuss Literacy on Wednesday 14th December.
- J Parkinson has been supporting Z Whitehead in Class 3 in preparation for this year's Madrid Trip. In addition he met with P Clark on Tuesday 17th January to discuss Maths within the school.
- J McCarthy had visited the school on a number of occasions since the last Head Teacher report meeting with P Clark and K Frow.
- A parent governor election has been held and V Davinson has been duly appointed to the Governing Body and an induction has taken place.

Medical

The annual height and weight measurement was completed by the School Nurses on Tuesday 10th January for the Reception and Year 6 pupils.

IT

Dave Newby remains the IT support consultant for the school. There are no main issues or problems to report.

PEP

Various representatives from Leicester City Council, OTS held a PEP meeting on Wednesday 11th January with P Clark and the pupil carers to discuss the ongoing Pupil Education Plan for two pupils.

Sports

Tim Mason from F.D.S. Sports met with P Clark to discuss the current level of support provided by them and gave a presentation to the whole school at assembly on Monday 23rd January.

S.E.N.

- On Friday 25th November, Julie Grafton Reed from LCC visited the school for observations on a pupil.
- Fiona Taylor from Speech Therapy came into school on Monday 28th November to meet with L Foster and work with a pupil.
- Ann Mathews continues to provide support to P Fletcher in the role of SENCo and visited the school on Tuesday 13th December to undertake observations of a number of pupils; she also met with parents on Tuesday 10th January.
- Sandra Bloxam from LCC visited the school on Tuesday 6th December to work with a pupil.
- Alan Russell from SENA met with P Fletcher to support an Education Health Care plan application.

Vicar

Rev. Ian Gemmell continues to support the school through assemblies during the Autumn Term and hosting our Carol Service.

Work Experience

Former pupil M Hicks, who is currently studying at Loughborough College, continues with his work experience placement.

Rebecca Rotherham completed her 6 weeks teaching practice as part of her School Direct teaching qualification.



Parental Involvement

Assemblies

Parents and families continue to be invited to monthly Achievement Assemblies and the level of attendance is good at which various cups, certificates and the team cup were awarded. The F.S.A. continue to provide refreshments and organise a monthly cake raffle.

FSA

The FSA continue to fund raise for the school. On Wednesday 30th November, they organised a 'Bags2School' collection. A Spanish evening on 24th November in Gumley Village Hall raised £516.23. School tea towels were on sale at Christmas. This was followed up with a Film Night on Friday 3rd February. They have also organised the monthly cake raffles at Achievement assembly, the Christmas Hamper raffle and a Fish and Chip Night on Friday 17th March. Their logo competition was also very popular with the children with many super entries.

Infant Production

This year the pupils in Fox Cubs and Year 1 & 2 gave two performances of 'The Hoity Toity Angel' on Tuesday, 13th December and Wednesday 14th December which were well attended by parents, family and friends.

Parents Evening

This took place on Tuesday 1st and Wednesday 2nd February. Parents who were unable to attend were offered alternative dates and times by staff. In addition, K Frow offered Year 6 Pupil/Parent/Teacher interviews on Thursday 26th January.

Volunteers

Mrs Few continues to visit the school supporting our Year 3 and 4 Class on Wednesdays. Miss Warwick continues to help out in Fox Cubs on Friday mornings.

Signed: _____

**P Clark
Head Teacher**

Date: _____